



FAST SWITCHING DIODE
1N914A

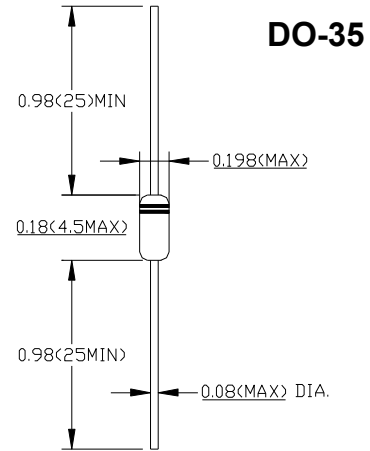
VOLTAGE RANGE 75 Volts
Forward Current 0.15 Amperes

FEATURES

- Extrem fast switching
- Low cost

MECHANICAL DATA

- Case: Glass sealed envelope
- Polarity: Color band denotes cathode end
- Lead: Plated axial lead, solderable per MIL-STD-202E Method 208C
- Mounting Position: Any
- Weight: 0.012 ounce, 0.33gram



Dimensions in inches and (millimeters)

MAXIMUM RATINGS AND ELECTRICAL CHARACTERISTICS

Ratings at 25°C ambient temperature unless otherwise specified.
Single phase, half wave, 60Hz, resistive or inductive load.
For capacitive load derate current by 20%.

	SYMBOLS	1N914A	UNITS
Maximum Repetitive Peak Reverse Voltage	V_{RRM}	100	Volts
Maximum DC Blocking Voltage	V_{DC}	75	Volts
Maximum Average Forward Rectified Current 0.375" (9.5mm) lead length at $T_A=25$	$I_{(AV)}$	150	mAmps
Peak Forward Surge Current 8.3ms single half sine-wave superimposed on rated load (JEDEC Method)	I_{FSM}	400	mAmps
Maximum Instantaneous Forward Voltage Drop at 20mA	V_F	1.0	Volts
Maximum DC Reverse Current at rated DC blocking voltage at	I_R	$T_A=25$, $V_R=75V$	5.0
		$T_A=150$, $V_R=20V$	50
Maximum Reverse Recovery Time (Note1)	t_{rr}	4.0	nS
Typical Junction Capacitance (Note 2)	C_J	4.0	pF
Operating and Storage Temperature Range	T_J, T_{STG}	-65 to +175	°C

NOTES:

1. Test condition: $I_F=20mA, I_R=1mA, V_R=6V, R_L=100\Omega$
2. Measured at 1.0MHz and applied reverse voltage of 4.0volts.



FAST SWITCHING DIODE
1N914A

VOLTAGE RANGE 75 Volts
Forward Current 0.15 Amperes

RATING AND CHARACTERISTIC CURVES 1N914A

FIG.1-TYPICAL INSTANTANEOUS FORWARD CHARACTERISTICS

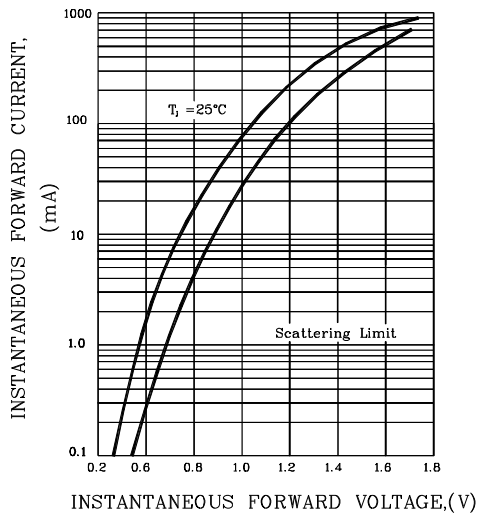


FIG.2-TYPICAL REVERSE CHARACTERISTICS

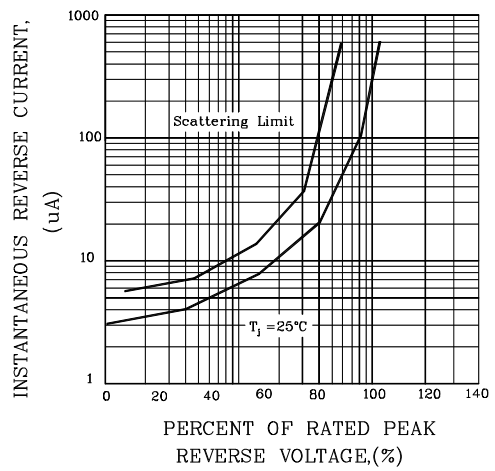


FIG.3-TYPICAL FORWARD VOLTAGE VS JUNCTION TEMPERATURE

